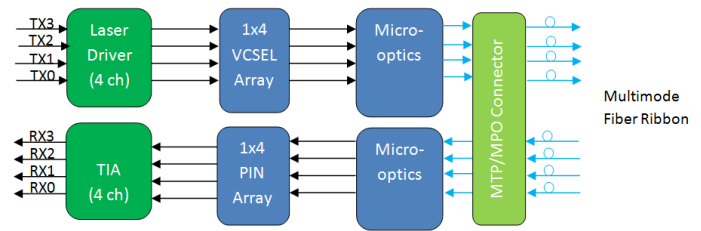




QS-X04-C02801-01



QSFP28 SR4 Transceiver Block Diagram

Product Summary

This product is a parallel 100Gb/s Quad Small Form-factor Pluggable (QSFP28) optical module. It provides increased port density and total system cost savings. The QSFP28 full-duplex optical module offers 4 independent transmit and receive channels, each capable of 25Gb/s operation for an aggregate data rate of 100Gb/s on 100 meters of OM4 multi-mode fiber.

An optical fiber ribbon cable with an MTP/MPO connector can be plugged into the QSFP28 module receptacle. Proper alignment is ensured by the guide pins inside the receptacle. The cable usually cannot be twisted for proper channel to channel alignment. Electrical connection is achieved through an MSA-compliant 38-pin edge type connector.

The module operates by a single +3.3V power supply. LVCMOS/LVTTL global control signals, such as Module Present, Reset, Interrupt and Low Power Mode, are available with the modules. A 2-wire serial interface is available to send and receive more complex control signals, and to receive digital diagnostic information. Individual channels can be addressed and unused channels can be shut down for maximum design flexibility.

Specifications and Features Highlights

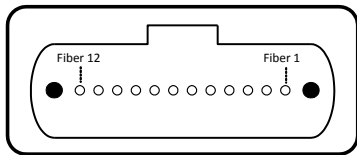
- **4 independent full-duplex channels**
- **Up to 25Gb/s data rate per channel**
- **QSFP28 MSA compliant**
- **Compliant to IEEE 802.3bm 100GBASE-SR4**
- **Up to 100m OM4 MMF transmission**
- **Operating case temperature: 0 to 70°C**
- **Single 3.3V power supply**
- **Maximum power consumption 2.5W**
- **MTP/MPO optical connector**
- **RoHS-6 compliant**

Applications

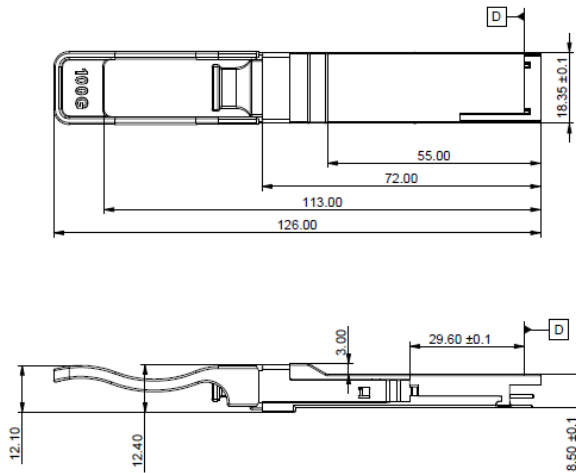
- **Rack to Rack**
- **Data Center**
- **Infiniband QDR, DDR and SDR**
- **100G Ethernet**

Optical Interface Lanes and Assignments

The Figure below shows the orientation of the multi-mode fiber facets of the optical connector.



Mechanical Considerations



Compliance

Description	Specification
Safety	Laser Class 1 product EN 60825-1: 2014
RoHS	RoHS-6 Compliant
General information only; details are in data spec	

Ordering information

Part Number	Description
QS-X04-C02801-01	100G Ethernet, QSFP28 SR4, 100m MMF Fiber Optic Transceiver Module with full real-time digital diagnostic monitoring and pull tab

For more information on this or other products:
Contact sales at
1-514-842-5179 or **1-408-715-1781** by email at
sales@reflexphotonics.com

© Copyright 2016; Reflex Photonics, Inc.

This document including pictures and drawings contains information about a new product during its early phase of development. The information contained herein is given to describe certain components and shall not be considered as a guarantee of characteristics. Reflex Photonics reserves the right to change the design or specifications of the product at any time without notice. The material is provided as is and without any warranties, including but not limited to warranties of non-infringement, description and fitness for a particular purpose.

Disclaimer: Information furnished by Reflex Photonics is believed to be accurate and reliable. However, no responsibility is assumed for its use. Reflex Photonics makes no representation that the interconnection of its circuits as described herein will not infringe on existing patent rights.

Note: Document revision history is present in separate document.