

QSFP+ LR4 InterBOARD™ 40Gbps PSM Optical Transceiver



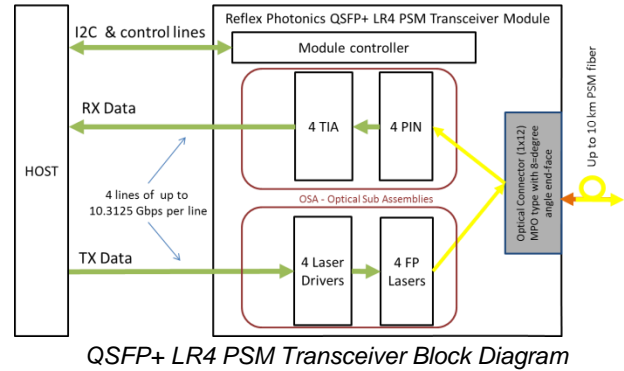
PL-X04-C01801-02 QSFP+ LR4 PSM

Product Summary

The Quad Small Form-Factor Pluggable (QSFP+) LR4 Parallel Single Mode (PSM) Optical transceiver is a highly integrated 4-channel optical module that provides increased port density and total system cost savings. The QSFP+ full-duplex optical modules offer 4 transmit and 4 receive channels, each capable of 10.3125 Gbps operation for an aggregate bandwidth of 41.25 Gbps over 10 km of parallel single mode optical fiber where transceiver channels use 1310nm center wavelength.

The QSFP+ LR4 PSM transceiver modules offer very high functionality and feature integration, accessible via a two-wire serial interface.

LR4 PSM contains an MPO connector for the optical interface and a 38-pin connector for the electrical interface. To minimize the optical dispersion in the long-haul system, parallel single-mode fiber (PSM) has to be applied in this module.

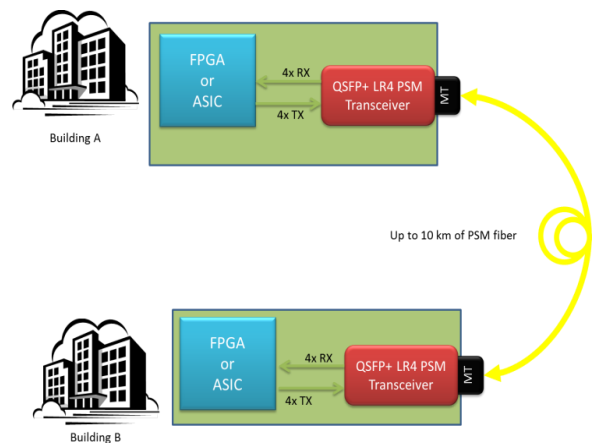


Specifications and Features Highlights

- Up to 10.3125 Gbps per channel bandwidth
- 4 Parallel lanes design
- Single +3.3V power supply
- CML compatible electrical I/O
- Up to 10 km transmission distance on Single-Mode Optical Fiber (SMF)
- MPO with 8-degree angled end-face
- Operating case temperature: 0 to 70°C
- Digital diagnostic capabilities
- Maximum power consumption 3.5 W
- QSFP+ MSA compliant
- RoHS-6 compliant

Applications

- Data Centers / Campus link
- Ethernet 40G
- Infiniband QDR, DDR, SDR

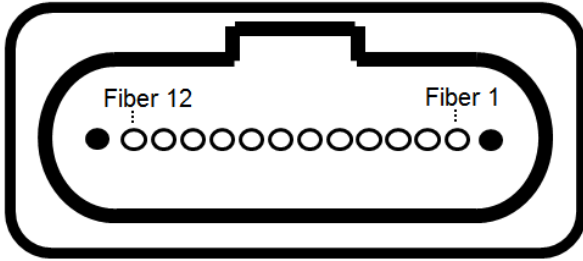


QSFP+ LR4 PSM Transceiver Application example

Optical Interface Lanes

The figure and table below show the orientation of the multi-mode fiber facets of the optical connector and the lane assignment respectively.

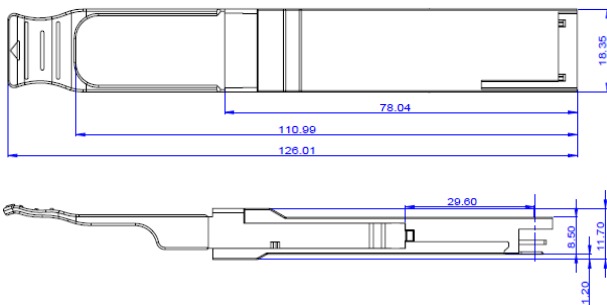
Important: To minimize MPO connection induced reflections, an MPO receptacle with 8-degree angled end-face is utilized for this product. A female MPO connector with 8-degree end-face should be used.



Outside view of the QSFP+ LR4 PSM module MPO receptacle

MPO Fiber #	Lane Assignment	MPO Fiber #	Lane Assignment
1	RX0	7	Unused
2	RX1	8	Unused
3	RX2	9	TX3
4	RX3	10	TX2
5	Unused	11	TX1
6	Unused	12	TX0

Mechanical Considerations



Compliance

Description	Specification
Safety	Laser Class 1 product EN 60825-1: 2007
EMC	EN 55022: 2010 EN:55024:2010
RoHS	2002/95/EC
General information only details are in data spec	

Ordering information

Part Number	Description
PL-X04-C01801-02	40G Ethernet, QSFP+ LR4 PSM, 10 km Fiber Optic Transceiver Module (10.3 Gbps per channel/RX and TX).

For more information on this or other products:
 Contact sales at
1-514-842-5179 or 1-408-715-1781
 or by email at sales@reflexphotonics.com

© Copyright 2017; Reflex Photonics, Inc.

This document including pictures and drawings contains information about a new product during its early phase of development. The information contained herein is given to describe certain components and shall not be considered as a guarantee of characteristics. Reflex Photonics reserves the right to change the design or specifications of the product at any time without notice. The material is provided as is and without any warranties, including but not limited to warranties of non-infringement, description and fitness for a particular purpose.

Disclaimer: Information furnished by Reflex Photonics is believed to be accurate and reliable. However, no responsibility is assumed for its use. Reflex Photonics makes no representation that the interconnection of its circuits as described herein will not infringe on existing patent rights.

Note: Document revision history is present in separate document.